

# Karty pracy z rysunku technicznego

## Karta pracy *Rzuty prostokątne*

\_\_\_\_\_

\_\_\_\_\_

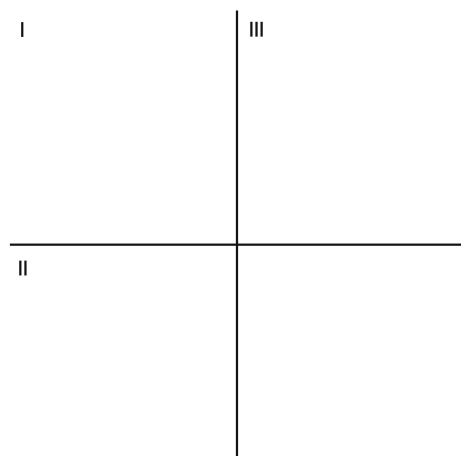
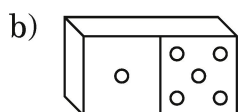
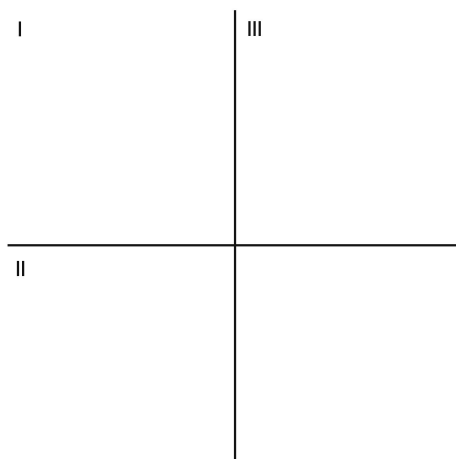
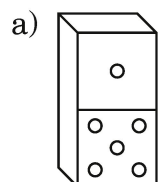
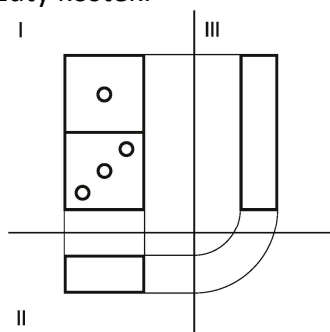
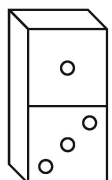
imię i nazwisko

\_\_\_\_\_

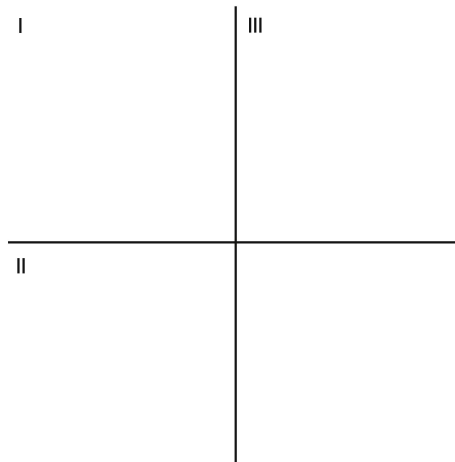
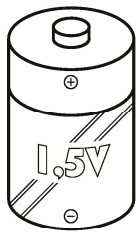
\_\_\_\_\_

klasa data


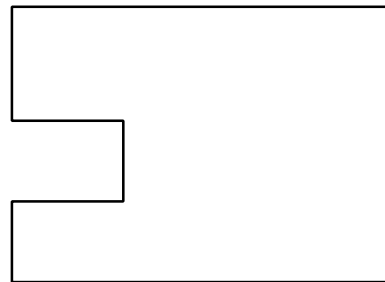
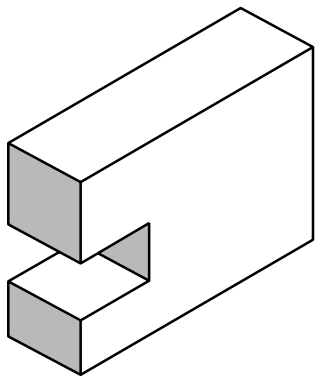
1. Przyjrzyj się przedstawionemu rzutowi prostokątnemu kostki domina. Następnie, zgodnie ze wzorem, narysuj kolejne rzuty kostek.



2. Przedstaw rzut prostokątny baterii.

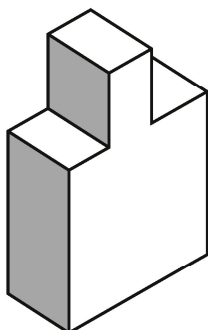


3. Dorysuj brakujące linie na rzucie z góry i z boku ukazanej bryły.



4. Narysuj na kartkach formatu A4 rzuty prostokątne poniższych brył.

a)



b)

